

Fypon Products

Louvers, Crossheads, Moulding, Decorative Millwork & Balustrades



FYPON

REEB

To our customers

In challenging times, the ability to create opportunity marks a successful business. And in the 100+ years since we've been around, Reeb has created an environment for opportunity and growth for our customers. As a successful two-step distributor, Reeb realizes the importance of having inventory on the floor. If the product is readily available, then your sale is secured.

Reeb stocks more than 80% of the Fypon products sold in the Northeast. Our commitment to Fypon product availability means we inventory PVC products, QuickRail and other popular lines with turnaround to local channels of distribution normally taking less than 48 hours.

Reeb Millwork's commitment to quality is an ongoing pursuit to offer the highest quality of the most recognized brand names in the industry at competitive prices. Though the investment in people, products and technology, Reeb Millwork continues to be an innovative distributor.



MAKE YOUR PROJECTS UNFORGETTABLE.

For 35 years, Fypon has stood for performance millwork that makes buildings beautiful. Fypon offers the finest products with industry leading service, which makes it easy to create projects that represent your style, your attention to detail, and your commitment to quality. When you are putting your name on it, make sure you have the right stuff.

This catalog provides a thorough overview of hundreds of Fypon products that are available and in stock at Reeb Millwork.

FEATURES & BENEFITS

- Beautiful detail in a variety of styles.
- Installation is easy with common woodworking tools, fasteners and construction adhesive.
- Double primer coat with exterior-grade double primer coat needs no sanding, priming or sealing. A finish paint coat is all that is needed.
- Lasts and looks better longer than wood because there's no rotting, splitting or insect infestation.
- Adds aesthetic appeal to any home, office or commercial building. Offers significant upgrade and value added opportunities.

TABLE OF CONTENTS

For quick and easy reference, this comprehensive catalog has been subdivided into major product categories. If you don't see a product you normally purchase our Customer Service department is here to help you find what you need.



TOUCH UP

Page 3



MOULDINGS

Pages 12-16



Check for our
NEW items in these
sections!



LOUVERS

Pages 4 & 5



**DECORATIVE
MILLWORK**

Pages 17-19



**WINDOW AND
DOOR TRIM**

Pages 6-11



BALUSTRADES

Pages 20-23

Adhesives & Accessories

Part Number	List Price	Description
ADH1	\$5.83	PL Premium 10.6 oz. Cartridge (above)

Fypon Exterior White Paint

Part Number	List Price	Description
EWP121	\$9.70	12 oz. Aerosol Can (1)

Fypon Filler Putty

Part Number	List Price	Description
FRP04001	\$5.57	4.5 oz. tube (1)

WHITE COLOR MATCH AVAILABLE AT SHERWIN-WILLIAMS®

To better service our customers nationwide, we have worked with Sherwin-Williams to formulate a color and sheen match for our factory-applied finish. You can take this formulation to your local Sherwin-Williams dealer for a perfect match.

Formulation:
Superior Exterior
Satin Latex

Paint Gallon Base:
A89W51
LI – 1/64 Y3 – 1/128
WI – 6 oz. R1 – 1/64
NI – 1/128

Cathedral Louver



Part Number	List Price	Width	Height	4F Louver Trim
DECORATIVE (Non-venting Unit)				
CLV12X24	\$49.85	12"	24"	—
CLV18X30	\$90.95	18"	30"	—
CLV22X31	\$110.52	22"	31 1/2"	CLV22X31X4F

UNATTACHED ACCESSORIES

Octagon Louver



Part Number	List Price	Width	Height
DECORATIVE (Non-venting Unit)			
OLV22	\$61.80	22"	22"

Eyebrow Louver



Part Number	List Price	Width	Height
DECORATIVE (Non-venting Unit)			
EBLV18X30	\$90.95	18"	30"

Oval Louver - Vertical



Part Number	List Price	Width	Height
DECORATIVE (Non-venting Unit)			
OVLV25X37V	\$135.10	24 1/2"	37"

Half Round Louver



Part Number	List Price	Width	Height	Vent Area
DECORATIVE (Non-venting Unit)				
HRLV36X18	\$85.12	36"	18"	None
FUNCTIONAL (Venting Unit)				
FHRLV36X18	\$97.12	36"	18"	28 Sq. In.
FHRLV48X24	\$134.43	48"	24"	55 Sq. In.

Peaked Louver



Part Number	List Price	Width	Height	Pitch
DECORATIVE (Non-venting Unit)				
PLV24X30-10	\$105.27	24"	30"	10/12

Louver - Vertical



Part Number	List Price	Width	Height	Vent Area
DECORATIVE (Non-venting Unit)				
LV12X24	\$60.63	12"	24"	NONE
LV16X24	\$68.63	16"	24"	NONE
LV18X30	\$78.59	18"	30"	NONE
LV18X42	\$92.22	18"	42"	NONE
LV24X36	\$102.61	24"	36"	NONE
FUNCTIONAL (Venting Unit)				
FLV16X24	\$80.63	16"	24"	21 Sq. In.
FLV18X24*	\$84.59	18"	24"	22 Sq. In.
FLV18X30	\$90.59	18"	30"	31 Sq. In.

* While supplies last.

Round Louver



Part Number	List Price	Diameter	Vent Area
DECORATIVE (Non-venting Unit)			
RLV18	\$55.97	18"	NONE
RLV22	\$64.13	22"	NONE
RLV24	\$72.29	24"	NONE
RLV28	\$90.95	28"	NONE
RLV30	\$96.78	30"	NONE
RLV36	\$122.43	36"	NONE
FUNCTIONAL (Venting Unit)			
FRLV22	\$76.13	22"	22 Sq. In.
FRLV24	\$84.29	24"	27 Sq. In.
FRLV30	\$108.78	30"	46 Sq. In.

**Projection for all the above louvers=2".
The recommended Keystone for Brickmould
is the KWM180M on page 5.**

Round Louver with Decorative Trim and Keystones



Part Number	List Price	Diameter	Trim Width	Vent Area
DECORATIVE (Non-venting Unit)				
RLV16MTK	\$95.40	16"	3 21/32"	NONE
RLV18MTK	\$109.56	18"	3 21/32"	NONE
RLV24MTK	\$122.80	23 7/8"	3 5/8"	NONE
RLV30MTK	\$155.08	30"	3 21/32"	NONE
RLV32MTK	\$141.78	31 5/8"	4 3/32"	NONE
FUNCTIONAL (Venting Unit)				
FRLV16MTK	\$107.40	16"	3 21/32"	4 Sq. In.
FRLV18MTK	\$121.56	18"	3 21/32"	4 Sq. In.
FRLV24MTK	\$134.80	23 7/8"	3 5/8"	11 Sq. In.
FRLV30MTK	\$167.08	30"	3 21/32"	35 Sq. In.
FRLV32MTK	\$153.78	31 5/8"	4 3/32"	26 Sq. In.

Round Louver with Flat Trim and Keystones



Part Number	List Price	Diameter	Flat Trim Width	Vent Area
DECORATIVE (Non-venting Unit)				
RLV24TK	\$117.77	22 7/8"	3 1/2"	NONE
RLV30TK	\$148.08	28 7/8"	3 1/2"	NONE
RLV36TK	\$155.61	35"	3 1/2"	NONE
FUNCTIONAL (Venting Unit)				
FRLV24TK	\$129.77	22 7/8"	3 1/2"	10 Sq. In.
FRLV36TK	\$167.61	35"	3 1/2"	38 Sq. In.

Triangle Louver



Part Number	List Price	Width	Height	Pitch
DECORATIVE (Non-venting Unit)				
TRLV64X27	\$152.86	64"	26 1/2"	10/12

**Projection for all the above louvers= 2".
The recommended Keystone for Brickmould
is the KWM180M below.**

Keystone for Louvers with Brickmould



Part Number	List Price	Louver Match
KWM180M	\$9.33	All louvers with Brickmould



Products shown on this page: Triangle Louver (top); Round Louver with Flat Trim and Keystones (bottom)

6" Crosshead



Part Number	List Price	Width	Overall Width	Unattached Accessories
WCH24X6	\$51.30	24"	27 1/2"	
WCH28X6	\$52.26	28"	31 1/2"	
WCH30X6	\$52.34	30"	33 1/2"	
WCH32X6	\$53.22	32"	35 1/2"	
WCH33X6	\$53.46	33 5/8"	37 1/8"	
WCH34X6	\$53.70	34"	37 1/2"	
WCH35X6	\$53.94	35"	38 1/2"	
WCH36X6	\$54.18	36"	39 1/2"	
WCH37X6	\$54.59	37 5/8"	41 1/8"	
WCH38X6	\$55.31	38"	41 1/2"	
WCH40X6	\$56.75	40"	43 1/2"	
WCH41X6	\$57.47	41 5/8"	45 1/8"	
WCH43X6	\$58.81	43"	46 1/2"	
WCH44X6	\$59.63	44"	47 1/2"	
WCH46X6	\$62.63	46"	49 1/2"	
WCH47X6	\$64.13	47"	50 1/2"	
WCH48X6	\$65.63	48"	51 1/2"	
WCH50X6	\$68.63	50"	53 1/2"	
WCH51X6	\$70.13	51"	54 1/2"	
WCH52X6	\$71.63	52"	55 1/2"	
WCH56X6	\$74.62	56"	59 1/2"	
WCH60X6	\$79.94	60"	63 1/2"	
WCH64X6	\$85.26	64"	67 1/2"	
WCH66X6	\$87.92	66"	69 1/2"	
WCH68X6	\$90.58	68"	71 1/2"	
WCH72X6	\$91.20	72"	75 1/2"	
WCH73X6	\$92.53	73"	76 1/2"	
WCH74X6	\$93.28	74"	77 1/2"	
WCH76X6	\$96.78	76"	79 1/2"	
WCH78X6	\$99.11	78"	81 1/2"	
WCH80X6	\$107.27	80"	83 1/2"	
WCH84X6	\$112.71	84"	87 1/2"	
WCH96X6	\$128.26	96"	99 1/2"	
WCH100X6	\$134.09	100"	103 1/2"	
WCH104X6	\$141.04	104"	107 1/2"	
WCH108X6	\$145.17	108"	111 1/2"	
WCH144X6	\$193.56	144"	147 1/2"	



K6M
\$20.99




KP6M
\$20.99

6" Crosshead with Keystone



Part Number	List Price	Width	Overall Width	Unattached Accessories
WCH24X6K	\$86.29	24"	27 1/2"	
WCH28X6K	\$87.25	28"	31 1/2"	
WCH32X6K	\$88.21	32"	35 1/2"	
WCH33X6K	\$88.45	33 5/8"	37 1/8"	
WCH36X6K	\$72.06	36"	39 1/2"	
WCH37X6K	\$72.60	37 5/8"	41 1/8"	
WCH40X6K	\$75.48	40"	43 1/2"	
WCH41X6K	\$92.46	41 5/8"	45 1/8"	
WCH44X6K	\$79.31	44"	47 1/2"	
WCH48X6K	\$87.29	48"	51 1/2"	
WCH60X6K	\$114.93	60"	63 1/2"	
WCH64X6K	\$120.25	64"	67 1/2"	
WCH68X6K	\$125.57	68"	71 1/2"	
WCH72X6K	\$114.27	72"	75 1/2"	
WCH74X6K	\$128.27	74"	77 1/2"	
WCH76X6K	\$131.77	76"	79 1/2"	
WCH80X6K	\$128.26	80"	83 1/2"	
WCH96X6K	\$163.25	96"	99 1/2"	

9" Crosshead



Part Number	List Price	Width	Overall Width	Unattached Accessories
WCH24X9	\$48.66	24"	29 1/2"	
WCH25X9	\$50.43	25 5/8"	31 1/8"	
WCH28X9	\$55.74	28"	33 1/2"	
WCH32X9	\$62.83	32"	37 1/2"	
WCH33X9	\$64.60	33 5/8"	39 1/8"	
WCH34X9	\$66.37	34"	39 1/2"	
WCH36X9	\$69.91	36"	41 1/2"	
WCH37X9	\$71.68	37 5/8"	43 1/8"	
WCH38X9	\$73.45	38"	43 1/2"	
WCH40X9	\$76.99	40"	45 1/2"	
WCH41X9	\$78.76	41 5/8"	47 1/8"	
WCH42X9	\$80.53	42"	47 1/2"	
WCH43X9	\$82.30	43"	48 1/2"	
WCH44X9	\$84.07	44"	49 1/2"	
WCH48X9	\$91.15	48"	53 1/2"	



K9M
\$38.48



KP9M
\$38.48

9" Crosshead (continued)

Part Number	List Price	Width	Overall Width
WCH50X9	\$94.69	50"	55 1/2"
WCH54X9	\$101.77	54"	59 1/2"
WCH56X9	105.31	56"	61 1/2"
WCH60X9	\$112.39	60"	65 1/2"
WCH64X9	\$119.47	64"	69 1/2"
WCH67X9	\$124.78	67"	72 1/2"
WCH68X9	\$126.55	68"	73 1/2"
WCH72X9	\$133.63	72"	77 1/2"
WCH74X9	\$137.17	74"	79 1/2"
WCH76X9	\$140.72	76"	81 1/2"
WCH78X9	\$144.26	78"	83 1/2"
WCH80X9	\$147.80	80"	85 1/2"
WCH81X9	\$149.56	81"	86 1/2"
WCH84X9	\$154.88	84"	89 1/2"
WCH85X9	\$156.65	85"	90 1/2"
WCH96X9	\$175.98	96"	101 1/2"
WCH99X9	\$181.29	99"	104 1/2"
WCH100X9	\$183.06	100"	105 1/2"
WCH103X9	\$188.37	103"	108 1/2"
WCH104X9	\$190.14	104"	109 1/2"
WCH108X9	\$197.22	108"	113 1/2"
WCH197X9	\$354.77	197"	202 1/2"
WCH200X9	\$360.08	200"	205 1/2"

9" Crosshead with Keystone





Part Number	List Price	Width	Overall Width
WCH24X9K	\$77.25	24"	29 1/2"
WCH25X9K	\$102.92	25 5/8"	31 1/8"
WCH32X9K	\$103.03	32"	37 1/2"
WCH33X9K	\$105.94	33 5/8"	39 1/8"
WCH36X9K	\$108.35	36"	41 1/2"
WCH37X9K	\$111.10	37 5/8"	43 1/8"
WCH40X9K	\$119.33	40"	45 1/2"
WCH41X9K	\$131.24	41 5/8"	47 1/8"
WCH44X9K	\$122.43	44"	49 1/2"

9" Crosshead with Keystone (cont.)


Part Number	List Price	Width	Overall Width
WCH48X9K	\$128.40	48"	53 1/2"
WCH60X9K	\$164.87	60"	65 1/2"
WCH64X9K	\$167.69	64"	69 1/2"
WCH68X9K	\$170.81	68"	73 1/2"
WCH72X9K	\$176.00	72"	77 1/2"
WCH80X9K	\$193.56	80"	85 1/2"
WCH84X9K	\$196.52	84"	89 1/2"
WCH100X9K	\$231.80	100"	105 1/2"
WCH104X9K	\$234.37	104"	109 1/2"
WCH200X9K	\$430.78	200"	205 1/2"



9" Crosshead with Trim Strip




Part Number	List Price	Width	Overall Width	Unattached Accessories
WCH80X9T	\$174.42	80"	85 1/2"	 K9M \$38.48
WCH84X9T	\$181.42	84"	89 1/2"	 KP9M \$38.48
WCH86X9T	\$184.90	86"	91 1/2"	

9" Crosshead with Bottom Trim



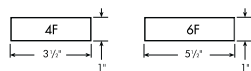
Part Number	List Price	Width	Overall Width	Unattached Accessories
WCH36X10BT	\$95.85	36"	41 1/2"	 K9M \$38.48
WCH48X10BT	\$114.28	48"	53 1/2"	 KP9M \$38.48
WCH54X10BT	\$118.74	54"	59 1/2"	
WCH68X10BT	\$171.20	68"	73 1/2"	




9" Crosshead, Narrow Projection



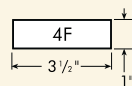
Part Number	List Price	Width	Overall Width
WCH76X9N	\$137.59	76"	79 1/2"
WCH84X9N	\$154.39	84"	87 1/2"


Arch Trim



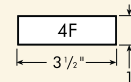
Part Number	List Price	Inside Width	Inside Height	Radius	Unattached Accessories
AR24X4F	\$64.13	24 1/8"	16 1/16"	12 1/16"	
AR28X4F	\$67.63	28 1/2"	18 1/4"	14 1/4"	
AR33X4F	\$69.96	33 5/8"	20 13/16"	16 13/16"	
AR36X4F	\$71.13	36"	22"	18"	K4TF \$11.55
AR37X4F	\$72.29	37 5/8"	22 13/16"	18 13/16"	
AR41X4F	\$75.79	41 5/8"	24 13/16"	20 13/16"	
AR48X4F	\$80.45	48"	28"	24"	KP4TF \$11.55
AR56X4F	\$87.45	56 1/2"	32 1/4"	28 1/4"	
AR67X4F	\$104.94	67 5/16"	37 21/32"	33 21/32"	
AR72X4F	\$108.44	72"	40"	36"	
AR75X4F	\$117.77	75 5/16"	41 21/32"	37 21/32"	
AR36X6F	\$109.60	36"	22"	18"	K6TF \$17.33



Arch Segment Trim



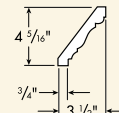
Part Number	List Price	Inside Width	Inside Height	Radius	Unattached Accessories
ARSEG54X8X4F	\$114.27	54 15/16"	8 5/8"	48 1/16"	
ARSEG66X9X4F	\$138.42	66 3/16"	9 15/16"	60 1/16"	K4TF \$11.55
ARSEG78X11X4F	\$155.08	78 5/16"	11 9/16"	72 1/16"	KP4TF \$11.55

Arch Elliptical Trim



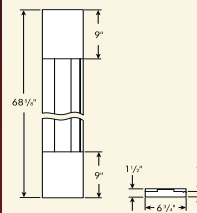
Part Number	List Price	Inside Width	Inside Height	Overall Height	Unattached Accessories
AR72X4FET	\$127.09	71 1/2"	17 29/32"	16 13/16"	 K4TF \$11.55
					 KP4TF \$11.55

Dormer Return



Part Number	List Price	Unattached Accessories
DMR457-10	\$110.77	DMST7X69

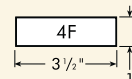
Dormer Side Trim





Sold in sets only.

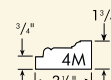
Part Number	List Price/Set	Unattached Accessories
DMST7X69	\$99.11	DMR457-10



Oval Trim - Flat




Part Number	List Price	Inside Width	Inside Height	Unattached Accessories
OV24X36X4F	\$150.41	24 1/8"	36 1/16"	 K4TF \$11.55
				 KP4TF \$11.55

Oval Trim - Decorative



Part Number	List Price	Inside Width	Inside Height	Unattached Accessories
OV24X36X4M	\$173.73	24 1/8"	36 1/16"	 K4TM \$11.55
				 KP4TM \$11.55

10" Traditional Crosshead



Part Number	List Price	Width	Overall Width
CCA36X10	\$78.53	36"	41 7/32"


Window Panel



Part Number	List Price	Width	Height
WDP36X18	\$75.79	36"	18"


Sunburst Window Pediment Segment



Part Number	List Price	Width	Height	Unattached Accessories
SWDH28X14	\$88.62	28"	14"	 KWM180M \$9.33
SWDH32X16	\$93.28	32"	16"	
SWDH33X17	\$99.11	33 5/8"	16 13/16"	
SWDH36X18	\$100.28	36"	18"	
SWDH37X19	\$103.77	37 5/8"	18 13/16"	
SWDH40X20	\$107.85	40"	20"	
SWDH42X21	\$109.71	42"	21"	
SWDH44X22	\$116.60	44"	22"	
SWDH48X24	\$125.93	48"	24"	
SWDH56X28	\$204.05	56"	28"	
SWDH60X30	\$222.23	60"	30"	
SWDH64X32	\$265.85	64"	32"	
SWDH68X34	\$299.66	68"	34"	
SWDH72X36	\$320.00	72"	36"	
SWDH76X38	\$363.79	76"	38"	

Sunburst Window Pediment Segment



Part Number	List Price	Width	Height	Unattached Accessories
SWDH36X9	\$75.79	36"	9"	 KWM180M \$9.33
SWDH40X10	\$82.28	40"	10"	
SWDH48X13	\$105.89	48"	13"	
SWDH54X13	\$108.52	54"	13"	
SWDH60X13	\$110.25	60"	12 1/2"	
SWDH64X13	\$111.94	64"	13"	
SWDH68X14	\$132.92	68"	14"	
SWDH72X14	\$143.42	72"	14"	
SWDH76X15	\$150.58	76"	15"	

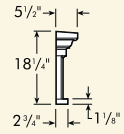


Combination Acorn Pediment



Part Number	List Price	Base Width	Overall Width	Overall Height	Projection	Pitch
CAP50	\$124.76	50"	54 1/2"	21 1/8"	3 1/8"	6/12
CAP54	\$130.59	54"	58 1/2"	21 3/8"	3 1/8"	6/12
CAP80	\$198.06	80"	84 7/16"	25 3/8"	3 1/8"	5 1/2/12
CAP85	\$205.11	85"	89 3/8"	28 3/8"	3 1/8"	5/12

Large (Massive) Door Crosshead



Part Number	List Price	Crosshead Width	Overall Width	Bottom Trim Width	Unattached Accessories
LDCH58X18	\$195.89	58"	67 1/2"	60 1/2"	11" Pilaster

Combination Peaked Cap Pediment



Part Number	List Price	Base Width	Overall Width	Height	Projection	Pitch
CPCP50	\$124.63	50"	54 1/2"	20 1/4"	3 1/8"	6/12
CPCP54	\$132.38	54"	58 11/32"	21"	3"	6/12

Pilaster, Fluted



Part Number	List Price	Width	Height	Projection	Plinth Block Height
PIL4X86	\$106.64	4 1/2"	86"	1 1/8"	11"
PIL4X90	\$111.60	4 1/2"	90"	1 1/8"	10"
PIL5X82	\$122.43	5 1/4"	82"	1 5/8"	8"
PIL5X90	\$129.43	5 1/4"	90"	1 11/16"	10 1/16"
PIL6X90	\$135.58	6 1/4"	90"	2 1/2"	13 3/16"
PIL7X90	\$142.25	7"	90"	2 1/2"	13 3/16"
PIL7X102	\$164.30	7"	102"	2 1/2"	13 3/16"
PIL9X90	\$172.57	9"	90"	3"	14 1/2"
PIL9X102	\$188.68	9"	102"	3"	14 1/2"
PIL11X90	\$279.42	11"	90"	3 1/2"	14 1/2"

Moulded (one piece) with Plinth Block & Pilaster. — Sold in Sets

Combination Sunburst Pediment



Part Number	List Price	Base Width	Overall Width	Height	Projection
CSP50	\$157.30	50"	54 1/2"	20 3/4"	3 1/8"
CSP54	\$163.35	54"	58 1/2"	21 3/8"	3 1/8"
CSP85	\$254.10	85"	89 1/2"	26 3/8"	3 1/8"


Pilaster, Fluted with Adjustable Plinth



Part Number	List Price	Width	Height	Projection	Plinth Block Height
PIL3X108	\$114.27	3 1/2"	108"	1 5/8"	10"
PIL4X108	\$122.43	4 1/2"	108"	1 5/8"	10"
PIL5X108	\$135.65	5 1/4"	108"	1 5/8"	10"
PIL6X108	\$145.65	6 1/4"	108"	2 1/2"	13 3/16"
PIL6X144	\$178.97	6 1/4"	144"	2 1/2"	13 3/16"
PIL7X108	\$170.59	7"	108"	2 1/2"	13"
PIL7X144	\$270.14	7"	144"	2 1/2"	13"
PIL8X90	\$162.07	8"	90"	2 1/2"	13"
PIL8X108	\$192.39	8"	108"	2 1/2"	13"
PIL9X108	\$212.32	9"	108"	3"	14 1/2"
PIL11X108	\$292.65	11"	108"	3 1/2"	14 1/2"
PIL11X120	\$325.68	11"	120"	3 1/2"	14 1/2"

Plinth Block ships unattached in carton, — Pilasters sold in sets.

Pilaster, Plain



Part Number	List Price	Width	Height	Projection	Plinth Block Height
PIL5X90P	\$129.43	5 1/4"	90"	1 5/8"	10 1/16"
PIL7X90P	\$145.25	7"	90"	2 1/2"	13 3/16"
PIL8X90P	\$162.07	8"	90"	2 1/2"	13 3/16"
PIL11X108P	\$310.16	11"	108"	3 1/2"	14 1/2"

Moulded (one piece) with Plinth Block. — Pilasters sold in sets.


Pilaster, Plain with Adjustable Plinth Block



Part Number	List Price	Width	Height	Projection	Plinth Block Height
PIL7X108P	\$186.56	7"	108"	2 1/2"	13"
PIL7X120P	\$189.56	7"	120"	2 1/2"	13"
PIL8X108P	\$192.39	8"	108"	2 5/8"	13"
PIL9X108P	\$212.32	9"	108"	3"	14 1/2"
PIL9X120P	\$224.85	9"	120"	3"	14 1/2"

Plinth Block ships unattached in carton, — Pilasters sold in sets.


Pilaster, Double Panel



Part Number	List Price	Width	Height	Projection	Plinth Block Height
PIL5X90DP	\$104.50	5 1/4"	90"	1 5/8"	10 1/16"
PIL7X90DP	\$153.91	7"	90"	2 1/2"	13 3/16"

Moulded (one piece) with Plinth Block. — Pilasters sold in sets.


Pilaster, Fluted Economy



Part Number	List Price	Width	Height	Projection	Plinth Block Height
PIL5X90E	\$95.00	5 1/4"	90"	1 1/4"	14 3/16"
PIL7X90E	\$130.59	7"	90"	1 5/16"	14 3/16"

Moulded (one piece) with Plinth Block & Pilaster. — Sold in Sets


Pilaster, Fluted Mull




Part Number	List Price	Width	Height	Projection
PIL2X86M	\$51.60	2"	86"	1"

Pilaster sold in sets.


Pilaster, 10" Arch Profile



Part Number	List Price	Width	Height	Projection	Unattached Accessories
PIL10X192A	\$447.00	10"	192"	2 3/8"	

K10TM
\$36.30

Flat Trim Moulding




Part Number	List Price	Projection	Height	Length	Arch Moulding Match	Plinth Block/Rosette
FLT109-12	\$75.79	3/4"	6"	12'	—	—
FLT110-16	\$95.61	3/4"	5 1/2"	16'	—	PB6X6
FLT113-8	\$64.13	3/4"	8"	8'	—	—
FLT118-8	\$87.45	3/4"	10"	8'	—	—
FLT122-16	\$60.63	3/4"	3 1/2"	16'	—	—
FLT152-8	\$33.23	1"	3 1/2"	8'	4F	PB4X4
FLT152-12	\$49.80	1"	3 1/2"	12'	4F	PB4X4
FLT153-12	\$50.40	1"	4"	12'	—	—
FLT159-8	\$48.97	1"	5 1/2"	8'	6F	PB6X6
FLT159-12	\$73.44	1"	5 1/2"	12'	6F	PB6X6
FLT159-16	\$97.94	1"	5 1/2"	16'	6F	PB6X6
FLT162-8	\$62.92	1"	7 1/2"	8'	—	—
FLT162-14	\$110.18	1"	7 1/2"	14'	—	—
FLT170-12	\$112.20	1"	9 1/2"	12'	—	—
FLT170-16	\$149.60	1"	9 1/2"	16'	—	—
FLT172-16	\$172.57	1"	11 1/2"	16'	—	—
FLT179-12	\$185.39	1"	16"	12'	—	—
FLT183-16	\$159.74	1 1/2"	5 1/2"	16'	—	—
FLT186-16	\$113.42	3/4"	7 1/4"	16'	—	—

Window/Door Moulding (continued)

Part Number	Projection	Height	Length	Unattached Accessories
MLD215-12 Door/Window	1 3/4"	3 1/2"	12'	 K4TM \$11.55  KP4TM \$11.55
\$63.71				
MLD220-12 Door/Window	1 3/4"	5 1/2"	12'	 K6TM \$17.33
\$80.45				
MLD220-16 Door/Window	1 3/4"	5 1/2"	16'	 PB220 \$14.50
\$107.27				
MLD226-16 Door/Window	1 1/2"	5 1/2"	16'	-
\$88.15				
MLD227-16 Door/Window	1 1/2"	9"	16'	-
\$121.26				
MLD231-12 Casing	1"	1 3/4"	12'	-
\$41.98				
MLD234-16 Door/Window	1"	3 7/16"	16'	 PB4X4 \$7.00
\$91.16				
MLD240-8 Cornice	3 1/4"	4"	8'	 DTLB6X4X6 \$13.78
\$49.93				
MLD246-16 Fascia	3 3/8"	9 1/8"	16'	-
\$272.26				

Window/Door Moulding

Part Number	Projection	Height	Length	Unattached Accessories
MLD207-16 Fluted Casing	1"	5 1/4"	16'	 PB6X6 \$13.31
\$100.70				
MLD214-12 Door/Window	2"	2 7/8"	12'	
\$52.47				

Window/Door Moulding (continued)

Part Number	Projection	Height	Length	Unattached Accessories
MLD250-8 Door/Window	1 3/4"	4 1/2"	8'	 DTLB6X4X6 \$13.78
\$41.44				
MLD250-12 Door/Window	1 3/4"	4 1/2"	12'	
\$59.47				

Dentil Moulding

Part Number	Projection	Height	Length	Design Repeat
MLD303-5 Small Dentil	5/8"	1 1/4"	5'	1 1/2"
\$15.74				
MLD304-8 Small Dentil	5/8"	1 1/4"	8'	2 1/2"
\$28.51				
MLD310-8 Classic Dentil	1 1/4"	4 1/2"	8'	3"
\$31.75				
MLD310-12 Classic Dentil	1 1/4"	4 1/2"	12'	3"
\$47.59				
MLD310-16 Classic Dentil	1 1/4"	4 1/2"	16'	3"
\$63.44				
MLD313-8 Dentil	2 1/4"	2 3/8"	8'	2"
\$50.14				
MLD320-12 Classic Dentil	1 5/8"	5 3/4"	12'	4 1/2"
\$75.95				
MLD320-16 Classic Dentil	1 5/8"	5 3/4"	16' 1/2"	4 1/2"
\$101.27				




Dentil Moulding (continued)

Part Number	Projection	Height	Length	Design Repeat
MLD330-12 Dentil Fascia	1 5/8"	7"	12'	4"
\$81.62				
MLD331-16 Dentil Fascia	1 5/8"	9 1/2"	16' 1 1/2"	4 1/2"
\$136.42				
MLD332-8 Dentil Fascia	1 5/8"	5"	8'	4"
\$53.64				
MLD333-12 Dentil Fascia	1 3/16"	11 1/2"	12' 4 1/2"	5 1/2"
\$139.92				
MLD335-12 Classic Dentil	3 3/8"	6 1/8"	12'	7 1/4"
\$172.57				
MLD336-16 Dentil Fascia	3 1/8"	9 3/8"	16' 1"	5"
\$160.33				
MLD350-8 Dentil Block	7/8"	3 1/2"	8' 3 3/4"	3 11/16"
\$38.37				
MLD351-8 Dentil Block	1 1/4"	3 1/4"	8' 2"	7"
\$40.81				
MLD353-8 Dentil Block	1 1/4"	4 7/16"	8' 1/4"	8 3/4"
\$43.62				

Dentil Moulding (continued)






Part Number	Projection	Height	Length	Design Repeat	
MLD354-12 Dentil \$57.40		1"	3 1/16"	12' 2 1/4"	3 1/4"
		Unattached Accessory:  DTLB3X3X3 \$4.56			
MLD360-8 Beveled Dentil Block \$87.45		3 1/2"	3 3/4"	8'	8"
MLD362-16 Dentil \$312.49		5 5/32"	8 3/8"	16'	4 1/2"
MLD365-16 \$210.94		4 15/16"	4 31/32"	16'	4 5/8"
MLD370-8 Dentil Block Soffit \$202.88		6 1/2"	7 1/2"	8'	19 3/16"
MLD404-16 Crown Dentil \$88.48		2 1/2"	3 7/8"	16'	1 1/2"
MLD406-16 Crown Dentil \$101.44		3 3/8"	4"	16'	2"
MLD410-12 Crown Dentil \$84.54		3 1/4"	6 7/8"	12'	3"
MLD411-16 Crown Dentil \$129.43		4 1/2"	7"	16'	3"
MLD421-12 Dentil Cornice \$378.95		10"	14 1/2"	12'	6"

Dentil Moulding (continued)

Part Number	Projection	Height	Length	Design Repeat	
MLD430-12 Classic Crown Dentil \$209.88		5 3/4"	8"	12' 2 1/4"	2 5/8"
MLD432-12 Crown Dentil \$97.15		3 15/16"	4 9/16"	12' 3"	1"
MLD449-16 Crown \$218.36		7 3/32"	8 1/2"	16'	





NEW!

Crown Moulding

Part Number	Projection	Height	Length	
MLD371-16 Crown Fascia \$319.48		6 1/2"	11"	16'
MLD452-8 Crown \$40.81		2"	3"	8'
MLD452-12 \$61.80		2"	3"	12'
MLD453-16 Crown \$141.09		4 3/4"	6 3/4"	16'
MLD454-12 Crown \$86.28		3 19/32"	4 1/32"	12'
MLD455-12 Crown \$45.47		1 1/4"	1 13/32"	12'

NEW!

Crown Fascia Moulding				
Part Number		Projection	Height	Length
MLD456-12 Crown		2 3/4"	4 3/8"	12'
\$80.45				
MLD456-16		2 3/4"	4 3/8"	16'
\$107.27				
MLD505-8 Massive Fascia		3 3/8"	13"	8'
\$145.75				
MLD510-12 Fascia		4 7/16"	5 1/2"	12'
\$116.60				
MLD520-16 Deluxe Fascia		6 7/16"	8 1/16"	16'
\$271.10				
MLD527-16 Fascia		3 1/2"	7 5/8"	16'
\$195.04				
MLD552-12 Crown Fascia		2 1/16"	3 1/2"	12'
\$55.97				
MLD555-12 Crown Fascia		5 3/16"	10 11/16"	12'
\$153.91				
MLD565-16 Egg and Dart		2 1/8"	3 1/2"	16'
\$79.50				
MLD569-12 Crown Fascia		5 13/16"	7 17/32"	12'
\$138.54				

Moulding				
Part Number		Projection	Height	Length
MLD570-12 Crown Fascia		5 1/2"	6 15/16"	12'
\$138.54				
MLD572-16 Crown		3 1/4"	4 3/16"	16'
\$109.18				
MLD584-16 Cove		4 3/4"	4 3/4"	16'
\$180.73				
MLD585-12 Crown Fascia		10 1/2"	17"	12'
\$481.56				
MLD593-16 Cove		2 1/2"	2 1/2"	16'
\$86.92				
MLD601-12 Ogee		1 1/2"	1 5/16"	12'
\$37.58				
MLD602-8 Ogee <i>Crosshead Trim Strip</i>		13/16"	13/16"	8'
\$25.65				
MLD603-8 Quarter Round		1/2"	1/2"	8'
\$41.34				
MLD610-8 Chair Rail		1 1/2"	2 3/8"	8'
\$29.15				



Moulding (continued)

Part Number	Projection	Height	Length
MLD611-12 Chair Rail \$41.98	1 1/8"	2 1/4"	12'
MLD612-12 Chair Rail \$32.07	3/4"	1 3/8"	12'
MLD613-12 Cornice \$48.39	2 3/8"	2 3/4"	12'
MLD614-16 Chair Rail \$87.45	1 5/8"	5 9/16"	16'
MLD626-8 Chair Rail \$32.65	1 1/32"	1 3/16"	8'
MLD628-8 Chair Rail \$43.14	3/4"	3/4"	8'
MLD634-16 Ogee \$62.54	5/16"	1 15/16"	16'
MLD641-16 \$100.28	3 3/4"	4 3/8"	16'
MLD648-16 Inside Corner \$53.00	1 1/2"	1 9/16"	16'
MLD649-16 Bed Moulding \$67.84	1 19/32"	2 3/32"	16'

Moulding (continued)

Part Number	Projection	Height	Length
MLD710-10 Sill \$77.54	3 1/2"	1 1/2" Taper to 1"	10'

E-Vent Moulding











Part Number	Projection	Height	Length	Moulding Match
EV404 Vented Moulding \$168.38	4 7/16"	6 3/16"	12'	MLD404
EV570 Vented Moulding \$274.38	7 7/16"	9 5/16"	12'	MLD570
EV580 Vented Moulding \$389.34	9 1/32"	14 3/4"	12'	MLD570












Note: Two EVFB (E-Vent Filler Blocks) are shipped with each 12' of moulding.
Net Airflow of E-vent Moulding is 6.7 Sq. In. Per Linear Ft.





Moulding Accessories

Part Number	Projection	Height	Moulding Match
PB3X3 \$5.78	3 5/8"	7/8"	NONE
PB4X4 \$7.00	3 5/8"	1 1/8"	NONE
PB5X5 \$8.16	5 1/4"	1"	FLT109
PB6X6 \$12.83	5 5/8"	1 1/8"	FLT159
PB220 \$14.50	5 1/2"	2"	MLD220

Brackets				
Part Number		Projection	Height	Overall Width
BKT6X8		6"	8"	1 1/2"
\$32.86				
BKT7X18		6 11/16"	18 1/4"	7 11/16"
\$104.94				
BKT8X15		7 7/8"	14 7/8"	8 1/4"
\$67.05				
BKT8X8X4		8"	8"	4 7/8"
\$29.73				
BKT10X11 Cove		10 1/2"	11 1/4"	3"
\$36.89				
BKT10X12 Classic Mini Scroll		10 1/8"	12 1/2"	1"
\$28.57				
BKT11X15 Knee		11"	15"	3"
\$38.48				
BKT11X16 Traditional		10 1/2"	16 3/16"	4 3/8"
\$67.63				
BKT11X20X8 Designer		11"	20 1/2"	8"
\$111.94				
BKT12X10 Recessed		12"	10 1/8"	7 1/4"
\$48.39				


Brackets (continued)				
Part Number		Projection	Height	Overall Width
BKT12X12 Scalloped		11 1/2"	12 1/4"	1"
\$34.40				
BKT12X12GP Gable		12"	12"	1"
\$29.65				
BKT12X12WW Wagon Wheel		12"	12"	1"
\$23.81				
BKT13X6		13 1/4"	5 13/16"	5 7/8"
\$42.40				
BKT14X14 Angle		13 1/2"	13 1/2"	3 1/2"
\$39.06				
BKT14X15 Scalloped		14"	14 5/8"	1"
\$38.80				
BKT14X16 Plain		14"	15 3/4"	4"
\$90.63				
BKT16X16		15 7/8"	15 7/8"	2"
\$55.97				
BKT19X20 Victorian		19 1/2"	20"	1 1/8"
\$41.76				

Brackets (continued)

Part Number	Projection	Height	Overall Width
BKT19X24X4 \$102.61		18 5/8"	24" 4"
BKT22X21 Victorian \$75.79		21 3/4"	21 1/2" 3"
BKT28X30 Arch \$111.94		28"	30" 3 1/2"
BKT30X30 Massive Arch \$267.01		30"	30" 6"



Corbel

Part Number	Projection	Height	Overall Width
COR5X10 Recessed \$20.25		5 1/4"	10" 4"



Dentil Block

Part Number	Projection	Height	Overall Width
DTLB3X3X3 \$4.56		3 1/2"	3 7/16" 3 1/2"
DTLB3X3X4 \$31.80		4 7/16"	3 11/16" 3 13/16"
DTLB4X4X7 Sculptured NOTE: Matches Pitched Dentil Blocks Below \$16.32		7 1/4"	4 5/16" 5"
DTLB4X4X7L8 8/12 Left Pitch \$21.57		7 1/4"	4" 5 1/16"

Dentil Block (continued)

Part Number	Projection	Height	Overall Width
DTLB4X4X7R8 8/12 Right Pitch \$21.57		7 1/4"	4" 5"
DTLB4X5X7 \$30.74		7 3/4"	4 1/4" 5 1/8"
DTLB4X5X8 Horizontal \$13.99		7 3/4"	3 3/8" 5"
DTLB5X4X20 \$40.28		20 1/2"	4 3/8" 4 3/8"
DTLB6X4X6 Sculptured \$13.78		5 1/2"	6 1/8" 4 3/4"
Moulding Matches MLD 310, MLD332, MLD404, MLD45			
DTLB6X6X5 \$26.50		5 1/2"	6 1/4" 4 11/16"
DTLB6X6X8 Sculptured \$17.23		8"	5 3/8" 5 1/2"
DTLB6X6X9 \$37.58		9 3/8"	5 3/4" 5 1/2"
DTLB8X6X6 Sculptured \$21.94		8 1/8"	5 1/4" 5 1/2"
DTLB9X8X8 Sculptured \$27.98		9"	8 1/8" 8 1/8"

Ball

Part Number		Ball Diameter	Height	Base Diameter
B5X7 Classic-Full Round		5 1/4"	6 3/4"	4 3/8"
B6X8 Classic-Full Round		5 7/8"	7 13/16"	5 7/8"
B6X9 Classic-Full Round		7"	9"	5 7/8"
B10X13 Classic-Full Round		10"	12 7/8"	8 7/16"
B7X9 Decorative Ball		6 7/32"	8 17/32"	6 1/2"

\$39.52


\$63.60

\$66.75

\$115.43

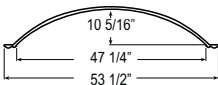
\$69.96

Porch Spandrel

Part Number		Length	Height	Thickness
PRS48X8		48"	7 3/4"	1"

\$49.34

Dome - Round

Part Number		
DOME47 Taylor		

\$758.65

Gable Pediment

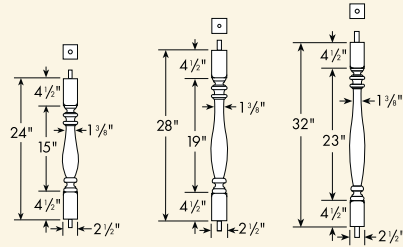
Part Number		Base Width	Height	Pitch	Thickness
GP64X32		62"	32 1/4"	12/12	1"

\$180.56



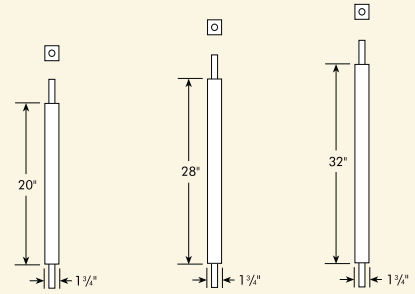
Products shown: COR5X10, MLD236-16.

5" Balustrade System Baluster - Ashley (AY)



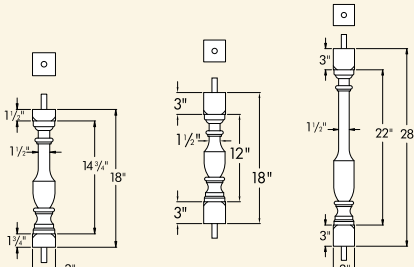
Part Number	BAL3X24AY	BAL3X28AY	BAL3X32AY
List Price	\$50.14	\$54.80	\$61.80
Maximum Center-to-Center Distance To Meet 4" Rule.	5 3/8"	5 11/32"	5 11/32"

5" Balustrade System Baluster - Square (SQ)



Part Number	BAL2X20SQ	BAL2X28SQ	BAL2X32SQ
List Price	\$47.81	\$57.65	\$65.88
Maximum Center-to-Center Distance To Meet 4" Rule.	5 11/16"	5 11/16"	5 11/16"

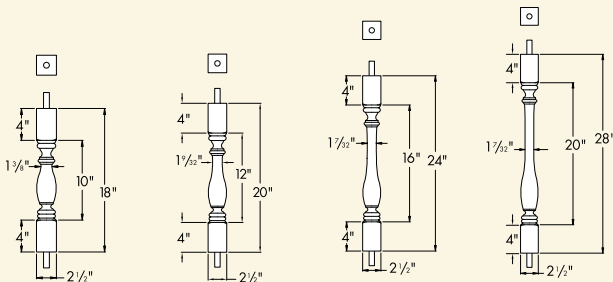
5" Balustrade System Baluster - Logan (LN)



Part Number	BAL3X18LNOB+	BAL3X18LN	BAL3X28LN
List Price	\$53.80	\$53.80	\$59.47
Maximum Center-to-Center Distance To Meet 4" Rule.	5 7/16"	5 9/16"	5 7/16"

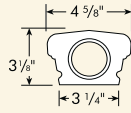
+ Cannot be used for stair applications.

5" Balustrade System Baluster - Woodruff (WF)



Part Number	BAL3X18WF	BAL3X20WF	BAL3X24WF	BAL3X28WF
List Price	\$45.47	\$48.97	\$51.30	\$54.80
Maximum Center-to-Center Distance To Meet 4" Rule.	5 17/32"	5 7/32"	5 5/32"	5 5/32"

**5" Balustrade System
Top Rail**



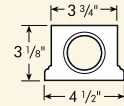
Part Number	List Price	Length	Unattached Accessories
BTR5X96	\$167.90	96"	BRK5* \$27.98
BTR5X144	\$193.56	144"	

*Connects both ends of one 5" Rail to Newel, Porch Post or wall.

Kit Contents:

(2 qty.) 2" wide x 1 1/2" x 2" Angle Brackets.
(6 qty.) #14 x 2 1/2" Stainless Steel Flat Head Screws.

**5" Balustrade System
Bottom Rail**



Part Number	List Price	Length	Unattached Rail Accessories
BBR5X96	\$167.90	96"	BRK5* \$27.98
BBR5X144	\$193.56	144"	RSB4X4X6 \$18.66

*Connects both ends of one 5" Rail to Newel, Porch Post or wall.

Kit Contents:

(2 qty.) 2" wide x 1 1/2" x 2" Angle Brackets.
(6 qty.) #14 x 2 1/2" Stainless Steel Flat Head Screws.

**5" Balustrade System
Newel Post**

One piece Post reinforced, height trimable.



Part Number	List Price	Width	Height	Installation Kit
NP6X48	\$101.44	5 1/2"	48"	NPK400* \$38.48

*Secures one 6" Newel Post to the floor surface.

Kit Contents:

(1) Steel Base Plate
(1) Channel Bracket
(1) 1/2" - 13 Hex Nut
(1) 1/2" Lock Washer
(1) 1/2" - 13 x 72" Threaded Rod
Fasteners to mount Steel Base Plate to floor surface not provided.

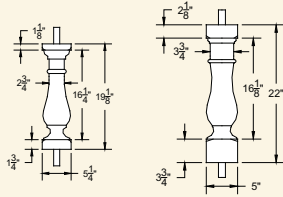
**5" Balustrade System
NP6X48 Accessories**

	Part Number	Bottom Width	Height
	PST6X6FP Post Top - Fancy Peak	7 1/16"	2"
	\$40.28		
	PST7X7F Post Top - Flat	6 1/2"	1 1/2"
	\$12.99		
	PST7X7P Post Top - Peaked	6 1/2"	1 1/2"
	\$12.99		
	TC6 Base Trim Collar	9 1/8"	2"
	\$12.83		



Products shown: 5" Balustrade System with Ashley Style Baluster; PP8X108 (special order)

7" Balustrade System Baluster - Beaumont (BE)

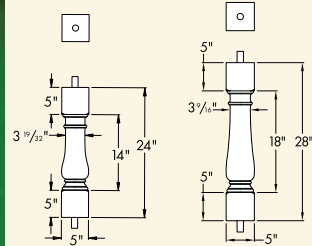


Part Number	BAL5X19BE*	BAL5X22BE
-------------	-------------------	------------------

List Price	\$101.44	\$103.77
------------	-----------------	-----------------

Maximum Center-to-Center Distance To Meet 4" Rule.	6 23/32"	7 5/32"
--	-----------------	----------------

7" Balustrade System Baluster - Classic (CC)



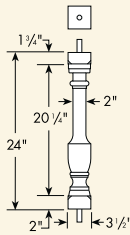
Part Number	BAL5X24CC	BAL5X28CC
-------------	------------------	------------------

List Price	\$99.11	\$103.77
------------	----------------	-----------------

Maximum Center-to-Center Distance To Meet 4" Rule.	7 21/32"	7 1/2"
--	-----------------	---------------

*Cannot be used for stair applications.

7" Balustrade System Baluster - Logan (LN)



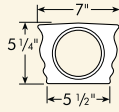
Part Number	BAL4X24LN
-------------	------------------

List Price	\$65.30
------------	----------------

Maximum Center-to-Center Distance To Meet 4" Rule.	5 15/16"
--	-----------------



7" Balustrade System Top Rail



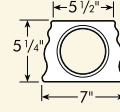
Part Number	List Price	Length	Unattached Accessories
BTR7X96	\$221.54	96"	BRK6-7* \$33.81
BTR7X120	\$274.01	120"	
BTR7X144	\$320.65	144"	


*Connects both ends of one 7" Rail to Newel, Porch Post or wall.

Kit Contents:

(2 qty.) 4" wide x 1 1/2" x 2" Angle Brackets.
(8 qty.) #14 x 2 1/2" Stainless Steel Flat Head Screws.

7" Balustrade System Bottom Rail



Part Number	List Price	Length	Unattached Rail Accessories
BBR7X96	\$221.54	96"	BRK6-7* \$33.81  RSB4X4X6 \$18.66
BBR7X120	\$274.01	120"	
BBR7X144	\$320.65	144"	

*Connects both ends of one 7" Rail to Newel, Porch Post or wall.

Kit Contents:

(2 qty.) 4" wide x 1 1/2" x 2" Angle Brackets.
(8 qty.) #14 x 2 1/2" Stainless Steel Flat Head Screws.

7" Balustrade System Newel Post *One piece Post reinforced, height trimable.*

Part Number	List Price	Width	Height	Installation Kit
NP8X48	\$136.21	7 1/2"	48"	NPK600* \$38.48


*Secures one 6" Newel Post to the floor surface.

Kit Contents:
(1) Steel Base Plate
(1) Channel Bracket
(1) 1/2" - 13 Hex Nut
(1) 1/2" Lock Washer
(1) 1/2" - 13 x 72" Threaded Rod
Fasteners to mount Steel Base Plate to floor surface not provided.

7" Balustrade System Newel Post *One piece Post reinforced, height trimable.*


Part Number	List Price	Width	Height	Installation Kit
NPCP8X48	\$202.56	8"	47 3/4"	NPK600* \$38.48
NPSP8X48	\$190.80	8"	47 3/4"	

Top View



NPCP8X48
Recessed panels on adjacent sides for corner application.

Top View



NPSP8X48
Recessed panels on opposite sides for straight run application.





7" Balustrade System Newel Post *One piece Post reinforced, height trimable.*

Part Number	List Price	Width	Height	Installation Kit
NP10X48	\$298.82	10"	48"	NPK10** \$40.28

*Secures one 10" Newel Post to the floor surface.

Kit Contents:
(1) Steel Base Plate
(1) Channel Bracket
(1) 1/2" - 13 Hex Nut
(1) 1/2" Lock Washer
(1) 1/2" - 13 x 72" Threaded Rod
Fasteners to mount Steel Base Plate to floor surface not provided.

7" Balustrade System Newel Post Accessories

Part Number	Overall Width	Height	Newel Post Match
 PST8X8FP Fancy Peak \$42.40	9 3/8"	3"	NP8X48
 PST9X9FP Fancy Peak \$44.52	10 3/8"	3"	NPSP8X48 NPCP8X48
 PST10X10F Post Top - Flat \$16.32	9 1/2"	2"	NP8X48 NPSP8X48 NPCP8X48
 PST10X10P Post Top - Peaked \$16.32	9 1/2"	3"	NP8X48 NPSP8X48 NPCP8X48
 TC8 Base Trim Collar \$19.24	11 1/8"	2"	NP8X48

ANDERSEN CIRCLE TOP, ARCH AND ELLIPTICAL REFERENCES				
ANDERSEN WINDOW #	FYPON ITEM #			
CASEMENT & AWNING	4F TRIM 3-1/2" FLAT CASING	6F TRIM 5-1/2" FLAT CASING	4M TRIM 3-1/2" DECORATIVE CASING	6M TRIM 5-1/2" DECORATIVE CASING
CTC1	AR24X4F	—	—	—
CTCW1	AR28X4F	—	—	—
CTCXW1	AR36X4F	AR36X6F	AR36X4M	AR36X6M
CTC2	AR48X4F	AR48X6F	AR48X4M	AR48X6M
CTCW2	AR56X4F	—	—	—
CTC3	AR72X4F	AR72X6F	AR72X4M	AR72X6M
FCCXW3	AR37X4F	AR37X6F	—	AR37X6M
FCCW2	AR72X4F	AR72X6F	AR72X4M	AR72X6M
FCFW50	AR72X4F	AR72X6F	AR72X4M	AR72X6M
DOUBLE HUNG	4F TRIM 3-1/2" FLAT CASING	6F TRIM 5-1/2" FLAT CASING	4M TRIM 3-1/2" DECORATIVE CASING	6M TRIM 5-1/2" DECORATIVE CASING
CTN28	AR33X4F	—	—	—
CTN30	AR37X4F	AR37X6F	AR37X4M	AR37X6M
CTN34	AR41X4F	—	—	—
CTN28-2	AR67X4F	—	—	—
CTN30-2	AR75X4F	—	—	—
FCD28	AR37X4F	AR37X6F	AR37X4M	AR37X6M
FCD30	AR48X4F	AR48X6F	AR48X4M	AR48X6M
FCD34	AR48X4F	AR48X6F	AR48X4M	AR48X6M
SPECIALTY RADUIS	4F TRIM 3-1/2" FLAT CASING	6F TRIM 5-1/2" FLAT CASING	4M TRIM 3-1/2" DECORATIVE CASING	6M TRIM 5-1/2" DECORATIVE CASING
APD6006	ARSEG78X11X4F	ARSEG78X11X6F	—	—
APD6010	ARSEG78X11X4F	ARSEG78X11X6F	—	—
AC5440	ARSEG78X11X4F	ARSEG78X11X6F	—	—
AC5445	ARSEG78X11X4F	ARSEG78X11X6F	—	—
AC6040	ARSEG78X11X4F	ARSEG78X11X6F	—	—
AC4050	ARSEG54X8X4F	ARSEG54X8X6F	—	—
AC4060	ARSEG54X8X4F	ARSEG54X8X6F	—	—
SPECIALTY RADUIS	4F TRIM 3-1/2" FLAT CASING	6F TRIM 5-1/2" FLAT CASING	4M TRIM 3-1/2" DECORATIVE CASING	6M TRIM 5-1/2" DECORATIVE CASING
OVL1824	OV20X284F	—	—	—
OVL2030	OV24X36X4F	—	—	—

“—” Indicates an item that is not currently listed in Fypon’s full color brochure. Some items may be available through a special quote; please contact your local branch for price and availability.

ANDERSEN CIRCLE TOP, ARCH AND ELLIPTICAL REFERENCES

ANDERSEN WINDOW #	FYPON ITEM #
--------------------------	---------------------

CASEMENT & AWNING	4F TRIM 3-1/2"	6F TRIM 5-1/2"	4M TRIM 3-1/2"	6M TRIM 5-1/2"
	FLAT CASING	FLAT CASING	DECORATIVE CASING	DECORATIVE CASING
AFS106	AR48X4F	AR48X6F	AR48X4M	AR48X6M
AFC11	AR48X4F	AR48X6F	AR48X4M	AR48X6M
AFC12	AR48X4F	AR48X6F	AR48X4M	AR48X6M
AFC13	AR48X4F	AR48X6F	AR48X4M	AR48X6M
AFC135	AR48X4F	AR48X6F	AR48X4M	AR48X6M
AFC14	AR48X4F	AR48X6F	AR48X4M	AR48X6M
AFC145	AR48X4F	AR48X6F	AR48X4M	AR48X6M
AFC15	AR48X4F	AR48X6F	AR48X4M	AR48X6M
AFC155	AR48X4F	AR48X6F	AR48X4M	AR48X6M
AFC16	AR48X4F	AR48X6F	AR48X4M	AR48X6M
AFC18	AR48X4F	AR48X6F	AR48X4M	AR48X6M
AFC206	ARSEG54X8S4F	—	—	—
AFC21	ARSEG54X8S4F	—	—	—
AFC22	ARSEG54X8S4F	—	—	—
AFC23	ARSEG54X8S4F	—	—	—
AFC235	ARSEG54X8S4F	—	—	—
AFC24	ARSEG54X8S4F	—	—	—
AFC245	ARSEG54X8S4F	—	—	—
AFC25	ARSEG54X8S4F	—	—	—
AFC255	ARSEG54X8S4F	—	—	—
AFC26	ARSEG54X8S4F	—	—	—
AFC28	ARSEG54X8S4F	—	—	—
AFCP3006	AR72X4F	AR72X6F	AR72X4M	AR72X6M
AFCP301	AR72X4F	AR72X6F	AR72X4M	AR72X6M
AFCP302	AR72X4F	AR72X6F	AR72X4M	AR72X6M
AFCP303	AR72X4F	AR72X6F	AR72X4M	AR72X6M
AFCP3035	AR72X4F	AR72X6F	AR72X4M	AR72X6M
AFCP304	AR72X4F	AR72X6F	AR72X4M	AR72X6M
AFCP3045	AR72X4F	AR72X6F	AR72X4M	AR72X6M
AFCP305	AR72X4F	AR72X6F	AR72X4M	AR72X6M
AFCP3055	AR72X4F	AR72X6F	AR72X4M	AR72X6M
AFCP306	AR72X4F	AR72X6F	AR72X4M	AR72X6M
AFCP308	AR72X4F	AR72X6F	AR72X4M	AR72X6M
AFCW106	AR48X4F	AR48X6F	AR48X4M	AR48X6M
AFCW11	AR48X4F	AR48X6F	AR48X4M	AR48X6M
AFCW12	AR48X4F	AR48X6F	AR48X4M	AR48X6M
AFCW13	AR48X4F	AR48X6F	AR48X4M	AR48X6M
AFCW135	AR48X4F	AR48X6F	AR48X4M	AR48X6M

“—” Indicates an item that is not currently listed in Fypon’s full color brochure. Some items may be available through a special quote; please contact your local branch for price and availability.

ANDERSEN CIRCLE TOP, ARCH AND ELLIPTICAL REFERENCES

ANDERSEN WINDOW #	FYPON ITEM #
--------------------------	---------------------

CASEMENT & AWNING	4F TRIM 3-1/2" FLAT CASING	6F TRIM 5-1/2" FLAT CASING	4M TRIM 3-1/2" DECORATIVE CASING	6M TRIM 5-1/2" DECORATIVE CASING
AFCW14	AR48X4F	AR48X6F	AR48X4M	AR48X6M
AFCW145	AR48X4F	AR48X6F	AR48X4M	AR48X6M
AFCW15	AR48X4F	AR48X6F	AR48X4M	AR48X6M
AFCW155	AR48X4F	AR48X6F	AR48X4M	AR48X6M
AFCW16	AR48X4F	AR48X6F	AR48X4M	AR48X6M
AFCW18	AR48X4F	AR48X6F	AR48X4M	AR48X6M
AFCW206	ARSEG66X9X4F	—	—	—
AFCW21	ARSEG66X9X4F	—	—	—
AFCW22	ARSEG66X9X4F	—	—	—
AFCW23	ARSEG66X9X4F	—	—	—
AFCW235	ARSEG66X9X4F	—	—	—
AFCW24	ARSEG66X9X4F	—	—	—
AFCW245	ARSEG66X9X4F	—	—	—
AFCW25	ARSEG66X9X4F	—	—	—
AFCW255	ARSEG66X9X4F	—	—	—
AFCW26	ARSEG66X9X4F	—	—	—
AFCW28	ARSEG66X9X4F	—	—	—
FRENCHWOOD	4F TRIM 3-1/2" FLAT CASING	6F TRIM 5-1/2" FLAT CASING	4M TRIM 3-1/2" DECORATIVE CASING	6M TRIM 5-1/2" DECORATIVE CASING
AFFW501	ARSEG66X9X4F	ARSEG66X9X6F	—	—
AFFW502	ARSEG66X9X4F	ARSEG66X9X6F	—	—
AFFW503	ARSEG66X9X4F	ARSEG66X9X6F	—	—
AFFW5035	ARSEG66X9X4F	ARSEG66X9X6F	—	—
AFFW504	ARSEG66X9X4F	ARSEG66X9X6F	—	—
AFFW5045	ARSEG66X9X4F	ARSEG66X9X6F	—	—
AFFW505	ARSEG66X9X4F	ARSEG66X9X6F	—	—
AFFW5055	ARSEG66X9X4F	ARSEG66X9X6F	—	—
AFFW506	ARSEG66X9X4F	ARSEG66X9X6F	—	—
AFFW508	ARSEG66X9X4F	ARSEG66X9X6F	—	—
AFFW6001	ARSEG78X11X4F	ARSEG78X11X6F	—	—
AFFW602	ARSEG78X11X4F	ARSEG78X11X6F	—	—
AFFW603	ARSEG78X11X4F	ARSEG78X11X6F	—	—
AFFW6035	ARSEG78X11X4F	ARSEG78X11X6F	—	—
AFFW604	ARSEG78X11X4F	ARSEG78X11X6F	—	—
AFFW6045	ARSEG78X11X4F	ARSEG78X11X6F	—	—
AFFW605	ARSEG78X11X4F	ARSEG78X11X6F	—	—
AFFW6055	ARSEG78X11X4F	ARSEG78X11X6F	—	—
AFFW606	ARSEG78X11X4F	ARSEG78X11X6F	—	—
AFFW608	ARSEG78X11X4F	ARSEG78X11X6F	—	—

“—” Indicates an item that is not currently listed in Fypon’s full color brochure. Some items may be available through a special quote; please contact your local branch for price and availability.

ANDERSEN CIRCLE TOP, ARCH AND ELLIPTICAL REFERENCES

ANDERSEN WINDOW #	FYPON ITEM #
--------------------------	---------------------

FRENCHWOOD	4F TRIM 3-1/2" FLAT CASING	6F TRIM 5-1/2" FLAT CASING	4M TRIM 3-1/2" DECORATIVE CASING	6M TRIM 5-1/2" DECORATIVE CASING
AFFW8006	ARSEG98X13X4F	—	—	—
AFFW801	ARSEG98X13X4F	—	—	—
AFFW802	ARSEG98X13X4F	—	—	—
AFFW803	ARSEG98X13X4F	—	—	—
AFFW8035	ARSEG98X13X4F	—	—	—
AFFW804	ARSEG98X13X4F	—	—	—
AFFW8045	ARSEG98X13X4F	—	—	—
AFFW805	ARSEG98X13X4F	—	—	—
AFFW8055	ARSEG98X13X4F	—	—	—
AFFW806	ARSEG98X13X4F	—	—	—
SPRINGLINE & ELLIPTICAL	4F TRIM 3-1/2" FLAT CASING	6F TRIM 5-1/2" FLAT CASING	4M TRIM 3-1/2" DECORATIVE CASING	6M TRIM 5-1/2" DECORATIVE CASING
SE3106	AR37X4F	AR37X6F	—	AF37X6M
SE311	AR37X4F	AR37X6F	—	AF37X6M
SE312	AR37X4F	AR37X6F	—	AF37X6M
SSE313	AR37X4F	AR37X6F	—	AF37X6M
SE3135	AR37X4F	AR37X6F	—	AF37X6M
SE314	AR37X4F	AR37X6F	—	AF37X6M
SE3145	AR37X4F	AR37X6F	—	AF37X6M
SE315	AR37X4F	AR37X6F	—	AF37X6M
SE3155	AR37X4F	AR37X6F	—	AF37X6M
SE316	AR37X4F	AR37X6F	—	AF37X6M
SE6006	AR72X4F	AR72X6F	AR72X4M	AR72X6M
SE601	AR72X4F	AR72X6F	AR72X4M	AR72X6M
SE602	AR72X4F	AR72X6F	AR72X4M	AR72X6M
SE603	AR72X4F	AR72X6F	AR72X4M	AR72X6M
SE6035	AR72X4F	AR72X6F	AR72X4M	AR72X6M
SE604	AR72X4F	AR72X6F	AR72X4M	AR72X6M
SE6045	AR72X4F	AR72X6F	AR72X4M	AR72X6M
SE605	AR72X4F	AR72X6F	AR72X4M	AR72X6M
SE6055	AR72X4F	AR72X6F	AR72X4M	AR72X6M
SE606	AR72X4F	AR72X6F	AR72X4M	AR72X6M
SP402	AR48X4F	AR48X6F	AR48X4M	AR48X6M
SP403	AR48X4F	AR48X6F	AR48X4M	AR48X6M
SP4035	AR48X4F	AR48X6F	AR48X4M	AR48X6M
SP404	AR48X4F	AR48X6F	AR48X4M	AR48X6M
SP4045	AR48X4F	AR48X6F	AR48X4M	AR48X6M
SP405	AR48X4F	AR48X6F	AR48X4M	AR48X6M
SP4055	AR48X4F	AR48X6F	AR48X4M	AR48X6M
SP406	AR48X4F	AR48X6F	AR48X4M	AR48X6M
ET6	AR72X4FET	—	—	—
ET8	AR94X4FET	—	—	—

Better Products. Better Service.

At Fypon, our goal is to provide you with the performance, the product and service you expect from the leader in millwork. We are your one source for the right product for your application at the best total cost solution.

Take a look at some of the other products available from Fypon:

- ▶ Labor-saving Column Wraps
- ▶ Decorative & Functional Louvers
- ▶ Balustrade Systems
- ▶ Window and Entrance Systems
- ▶ Woodgrain Shutters
- ▶ PVC Boards & Sheets
- ▶ Cupolas

All Fypon products feature the same great benefits - low maintenance, weather resistance, no splitting, peeling or flaking - and are backed by our Limited Lifetime Warranty.

Fypon. Performance and efficiency are easy when you have the right stuff.

Additional product selections available from



Publication No. REEBFYP10

Effective Date 8/01/2009

Reeb Millwork is the premier distributor of



products. Our mission is to be the wholesale distributor of choice. We are committed to furnishing top quality products and providing the highest level of service possible.

“A partnership for success.”

All products in this catalog are stocked by REEB and ready to ship.



www.REEB.com

- | | | | | | |
|---|---|--|---|---|---|
|  Bethlehem, PA
600 Brighton St.
Bethlehem, PA 18015
610 867-6111 voice
610 865-2111 fax |  Barclay, MD
1315 Goldsboro Rd.
Barclay, MD 21607
410 438-3102 voice
410 438-3384 fax |  Mocksville, NC
346 Bethel Church Rd.
Mocksville, NC 27028
336 751-4650 voice
336 751-4660 fax |  Providence, RI
19 Business Park Dr.
Smithfield, RI 02917
401 726-2660 voice
401 726-1540 fax |  Seattle, WA
1022 W. Valley Hwy.
Kent, WA 98032
253 872-0862 voice
253 872-7337 fax |  Syracuse, NY
7475 Henry Clay Blvd.
Liverpool, NY 13088
315 451-6699 voice
315 451-5596 fax |
|---|---|--|---|---|---|